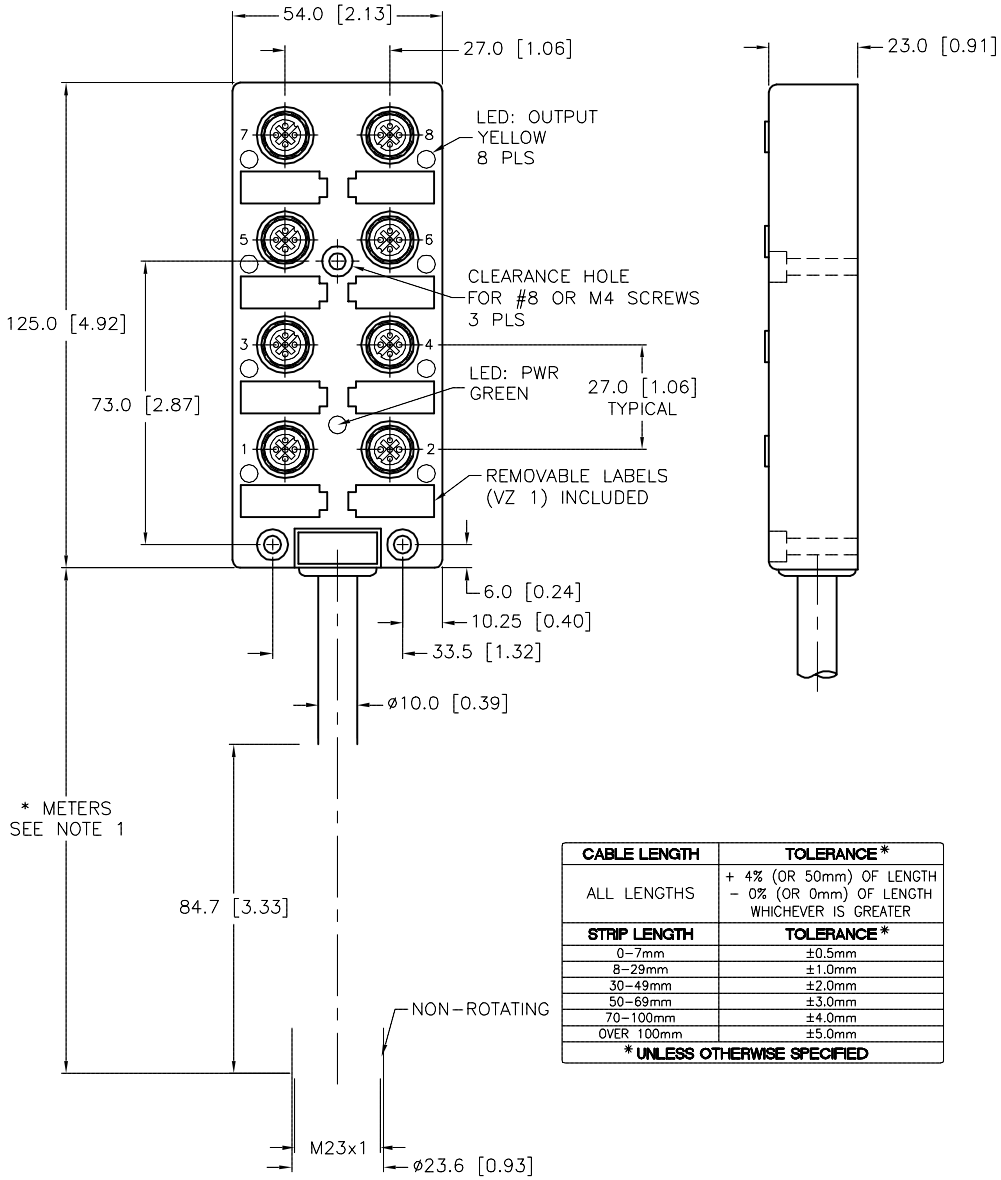

CABLE LENGTH	TOLERANCE *
ALL LENGTHS	+ 4% (OR 50mm) OF LENGTH − 0% (OR 0mm) OF LENGTH WHICHEVER IS GREATER
STRIP LENGTH	**TOLERANCE ***
0–7mm	±0.5mm
8–29mm	±1.0mm
30–49mm	±2.0mm
50–69mm	±3.0mm
70–100mm	±4.0mm
OVER 100mm	±5.0mm
* UNLESS OTHERWISE SPECIFIED	

SPECIFICATIONS

HOUSING MATERIAL/COLOR	NYLON/YELLOW
MOLDED HEAD MATERIAL/COLOR	TPU/BLACK
CONTACT MATERIAL/PLATING	BRASS/GOLD
CONTACT CARRIERS/COLOR	NYLON/BLACK (J1–J8)
COUPLING NUT MATERIAL/PLATING	BRASS/NICKEL
SEALING RING	FKM/FPM
OPERATING CURRENT	4 A/PORT, 5 A TOTAL
OPERATING CURRENT (PER LED)	10.0 mA MAX AT 48 VDC SUPPLY VOLTAGE
OPERATING VOLTAGE	10–48 VDC
OUTER JACKET MATERIAL/COLOR	PVC/YELLOW
CONDUCTOR INSULATION MATERIAL	PVC
NUMBER OF CONDUCTORS [AWG]	11x18 AWG
DRAIN/SHIELD	20 AWG DRAIN/POLYESTER FOIL SHIELD
TEMPERATURE RANGE	−30°C to +80°C (−22°F to +176°F)
PROTECTION CLASS	IEC IP67, ONLY WHEN ALL RECEPTACLES ARE COVERED WITH PLUGS OR CONNECTORS.

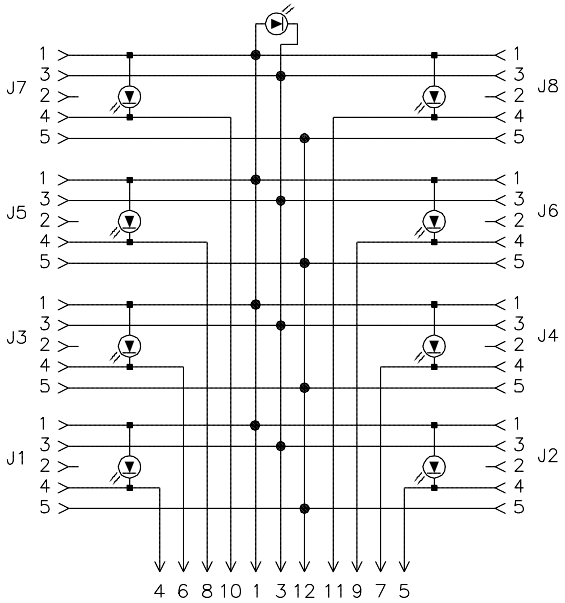

P1
WIRING DIAGRAM

FEMALE END VIEW

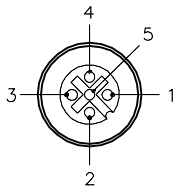

MALE END VIEW

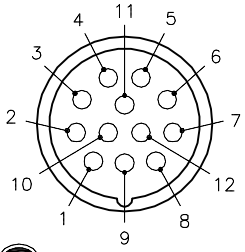

M23 connector

CLOSURE CAPS
(2 INCLUDED)

NOTES:

1. "*" INDICATES CABLE LENGTH IN METERS. CONTACT TURCK TO ORDER SPECIFIC LENGTHS.

REV	DESCRIPTION	BY	DATE	ECO NO.
D	UPDATED SEALING RING MATERIAL PER ECO	TV	08/11/16	56141

RELATED DOCUMENTS
1.
2.
3.
4.

3RD ANGLE PROJECTION

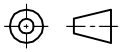

THIS DRAWING IS CONFIDENTIAL AND THE PROPERTY OF TURCK INC. USE OF THIS DOCUMENT WITHOUT WRITTEN PERMISSION IS PROHIBITED.

TURCK

3000 CAMPUS DRIVE
MINNEAPOLIS, MN 55441
1-800-544-7769
(763) 553-7300
(763) 553-0708 fax
www.turck.us

MATERIAL: SEE SPECIFICATIONS

FINISH: SEE SPECIFICATIONS

ALL DIMENSIONS DISPLAYED ON THIS DRAWING ARE FOR REFERENCE ONLY

CONTACT TURCK FOR MORE INFORMATION

DRFT: GAR | DATE: 12/18/06
APVD: | SCALE: 1=2.0

UNIT OF MEASUREMENT
MILLIMETER [INCH]
DO NOT SCALE THIS DRAWING

DESCRIPTION: VB 80-N7X9-*-CSSM 12

IDENTIFICATION NO.:

REV: D

FILE: 777014263 | SHEET 1 OF 1

Approved 08/16/2016, work order #112171 by R.W